NO:2021.04

CHINT

NXM

Mounting Instructions
Paigaldusjuhised
Инструкции за монтаж
Instrukcja montażu
Montageanleitung
Инструкция по монтажу
Instructions de montage
Asennus-ja käyttöohjeet
Instruções de montagem
Monteringsveiledning
Montážní návod
Istruzioni di montaggio
Instrucciones de montaje
Щодо монтування
Montaj Talimatları
Οδηγίες Εγκατάστασης
Instrucţiuni de montare
Monteringsanvisning
Montage instructies
Monteringsvejledning
Istruzzjonijiet ta ' muntaġġ
Szerelési utasítás
Montāžas instrukcijas
Montavimo instrukcijos

IEC/EN 60947-2

Caution: Installation by electricians only
Ettevaatust: paigaldus elektrikud ainult
Внимание: инсталиране от електротехницисамо
Uwaga: Instalacja tylko przez wykwalifikowany personel
Vorsicht: Installation nur durch den Elektriker
Предупреждение: монтаж должен выполняться только квалифицированным электротехническим персоналом
ATTENTION : l'Installation par du personnel qualifié seulement
Varoitus: asennus sallittu vain sähköalan ammattilaiselle
Atenção: instalação pelos eletricistas somente
Advarsel: monteres kun av elektrikere
Varování: Montáž pouze osobou s elektrotech. kvalifikací
Attenzione: installazione solo da parte di personale addestrato
PRECAUCIÓN: instalación por electricistas sólo
Увага: монтаж електрики тільки
Dikkat : Kurulum sadece elektrikçiler tarafınca yapılmalıdır.
Προσοχή: εγκατάσταση να γίνεται από ηλεκτρολόγους μόνο
ATENŢIONARE: instalarea de electricieni numai
Varning: Monteras av behörig elektriker
Let op: installatie door elektriciens alleen
Advarsel: monteres kun af elektrikere
Attenzjoni: installazzjoni mill-elettriċisti biss
Figyelmeztetés: a telepítés a villanyszerelő csak
Piesardzīgi: iekārtas, elektriķiem, tikai
Įspėjimas: montavimą privalo atlikti elektrikai

NXM

Moulded Case Circuit Breaker
Vormitud kohtuasi kaitselüliti
Автоматичен прекъсвач лят корпус
Wyłącznik kompaktowy
kompakter Leistungsschalter
Автоматический выключатель в литом корпусе
Disjoncteur boîtier moulé
Kompaktikatkaisija
Disjuntor moldado do caso
Effektbryter
Kompaktní jistič
Interruttori scatolati
Disyuntor en Caja Moldeada
Фасонна випадку вимикача
Alçak Gerilim Devre Kesici
Αυτόματοι διακόπτες ισχύος κλειστού τύπου
Turnate Circuit Breaker Case
Effektbrytare
Gegoten behuizing vermogenschakelaar
Effektafbryder/Maksimalafbryder
Moulded Circuit Breaker każ
Öntött esetben megszakító
Kompaktais slēdzis
Pramoninis automatinis jungiklis

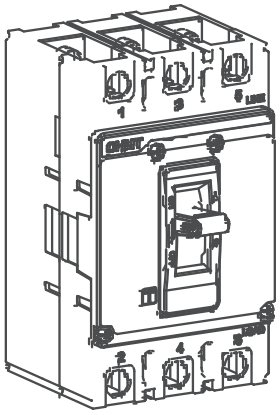

(mm)

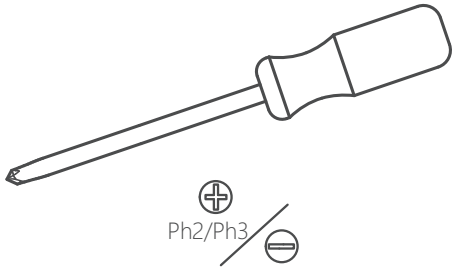

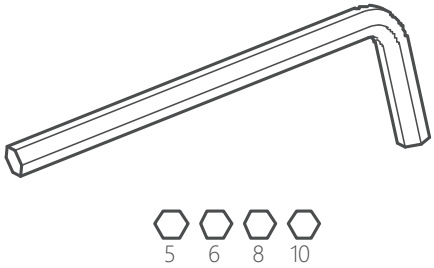

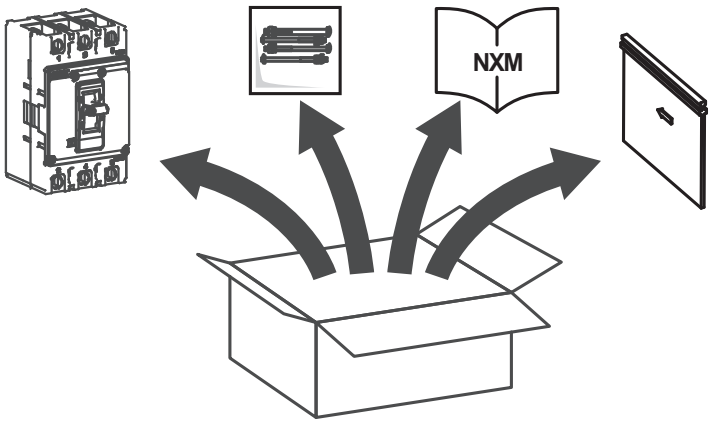

Type		Mounting screw	Pcs		
			2P	3P	4P
NXM-63	E/S	M4×62	2	4	4
NXM-125	F/H	M4×72	-		
NXM-160		M4×45	2	4	4
NXM-250	E/S	M4×45	2	4	4
	F/H	M4×90	-		
NXM-400 NXM-630		M5×75	-	4	4
NXM-800		M5×75	-	4	4
NXM-1000		M6×90	-	4	4
NXM-1250 NXM-1600		M5×140	-	4	4

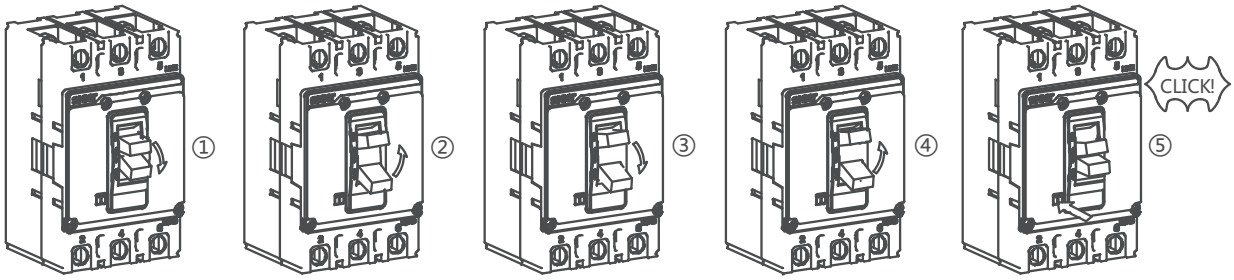

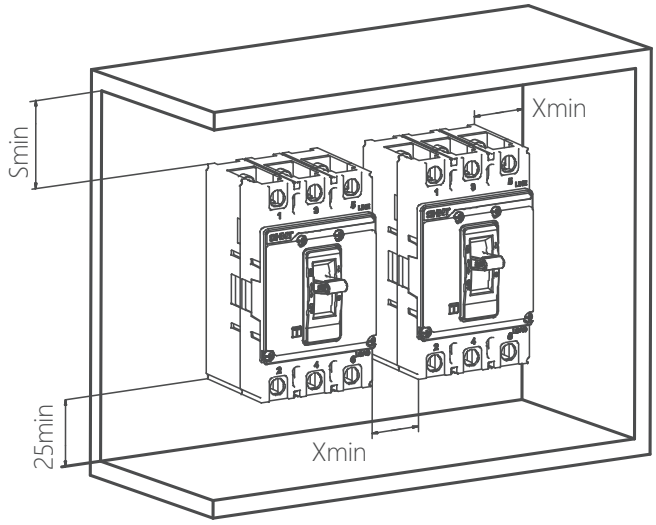

(mm)

Product code	S	X
NXM-63 NXM-125 NXM-160 NXM-250	50	25
NXM-400 NXM-630 NXM-800 NXM-1000 NXM-1250 NXM-1600	100	50

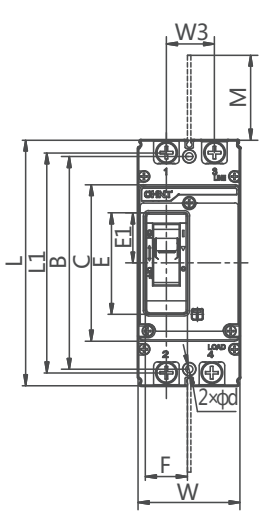

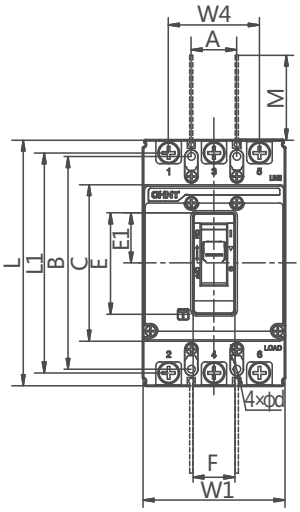

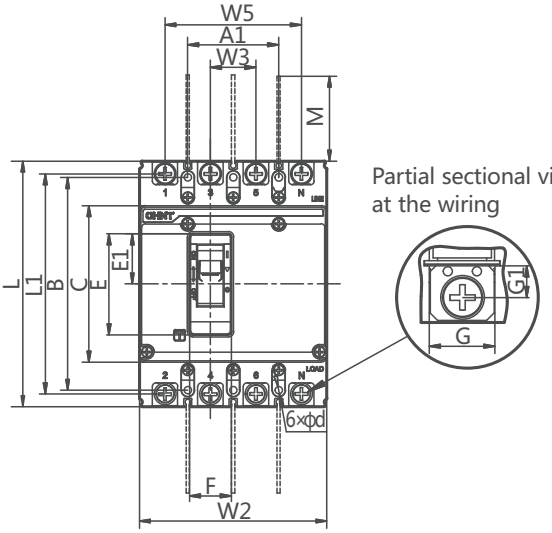

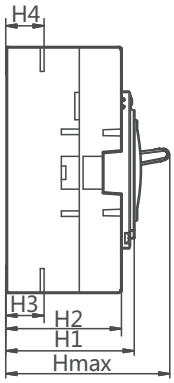

(mm)

Size type	Size code	Product model					
		NXM-63E、S NXM-125E、S	NXM-63F、H NXM-125F、H	NXM-160 E、S	NXM-160 F、H	NXM-250 E、S	NXM-250 F、H
Product Dimension	C	86		88		102	
	E	55.5		51.7		56	
	E1	27.5		24.5		30.5	
	F	23		29		29	
	G	17.5		16.5		23	
	G1	8		7.5		10	
	Hmax	90	100	96	112	98	123
	H1	71	81	75.5	91	77	102
	H2	64	74	62	77.5	62	87
	H3	21	31	24.5		23	24
	H4	21	31	24.5		24.5	
	L	135		155		165	
	L1	121		135		145	
	M	49		50		101.5	
	W	56		63		78	
	W1	78		90		105	
	W2	103		120		140	
	W3	25		30		35	
	W4	50		60		70	
	W5	75		90		105	
Installation Dimension	A	25		30		35	
	A1	50		60		70	
	B	117		130.5		126	
	φd	4.2		4.5×6		4.5	

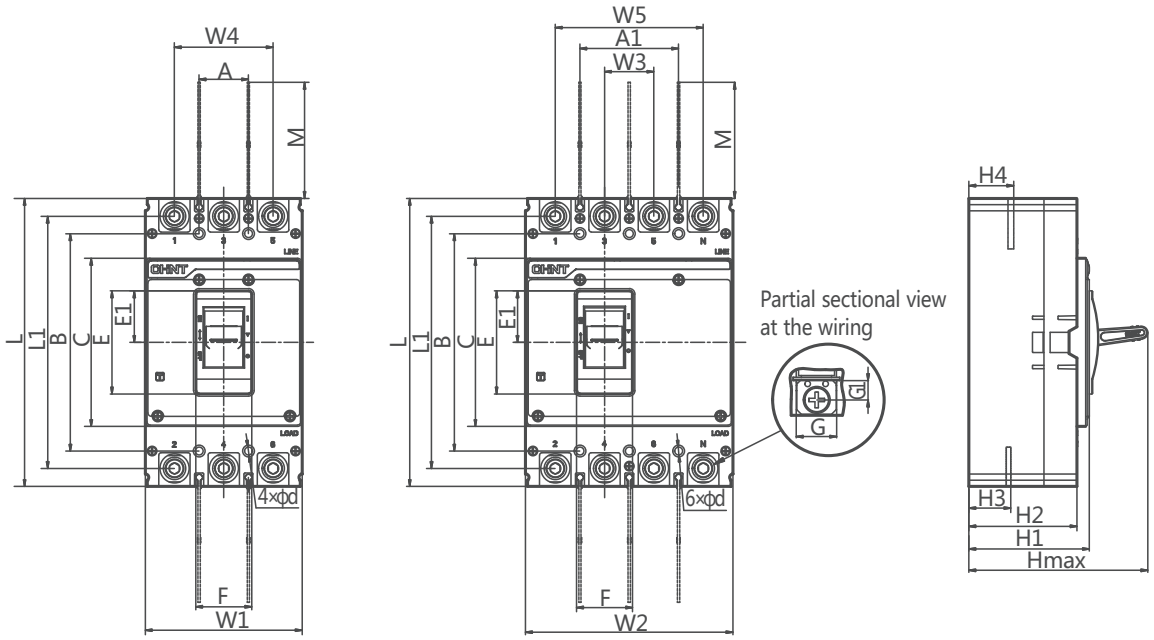

(mm)

Size type	Size code	Product model				
		NXM-400 NXM-630	NXM-800	NXM-1000	NXM-1250	NXM-1600
Product Dimension	C	150	160	170	175	
	E	92	91	100	120	
	E1	46	45	52	37.8	
	F	50	50	60	78	
	G	32.5	44.5	44.5	53	
	G1	11.5	15	15	15	
	Hmax	161	165	168	202	207
	H1	108.5	114	118	153	158
	H2	97.5	103.5	106	143	148
	H3	40.5	43	42	57	65
	H4	41.5	45	43	57	65
	L	257	270	280	370	
	L1	225	235	243	342	
	M	104	104	106	92.5	
	W1	140	182	210	210	
	W2	185	240	280	280	
	W3	44	58	70	70	
	W4	88	116	140	140	
	W5	132	174	210	210	

(Continuation sheet)

Size type	Size code	Product model				
		NXM-400 NXM-630	NXM-800	NXM-1000	NXM-1250	NXM-1600
Installation Dimension	A	44	58	70	70	
	A1	88	116	140	140	
	B	194	200	243	314	
	φd	7	7.2	7.2	6	

NXM-63/NXM-125

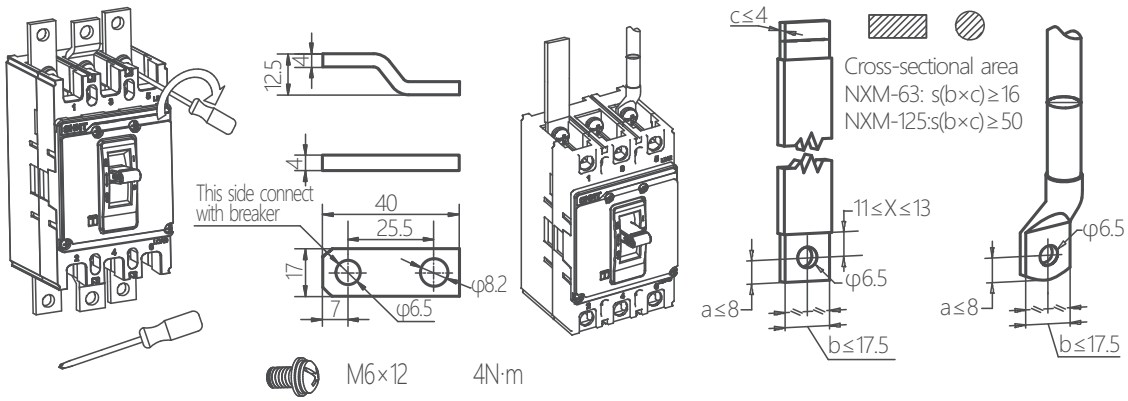

NXM-160

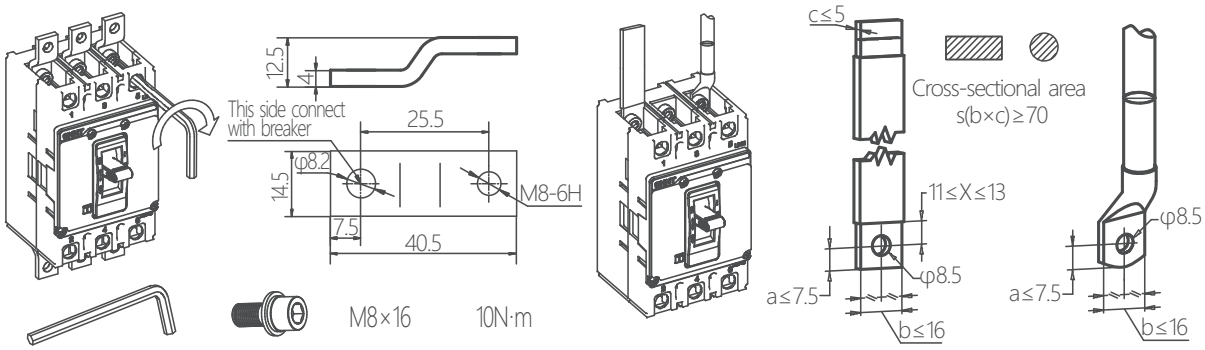

NXM-250

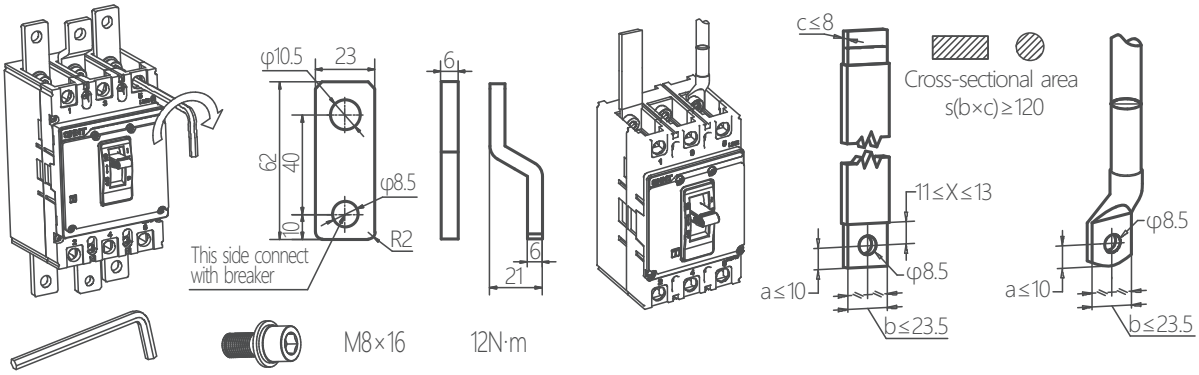

NXM-400

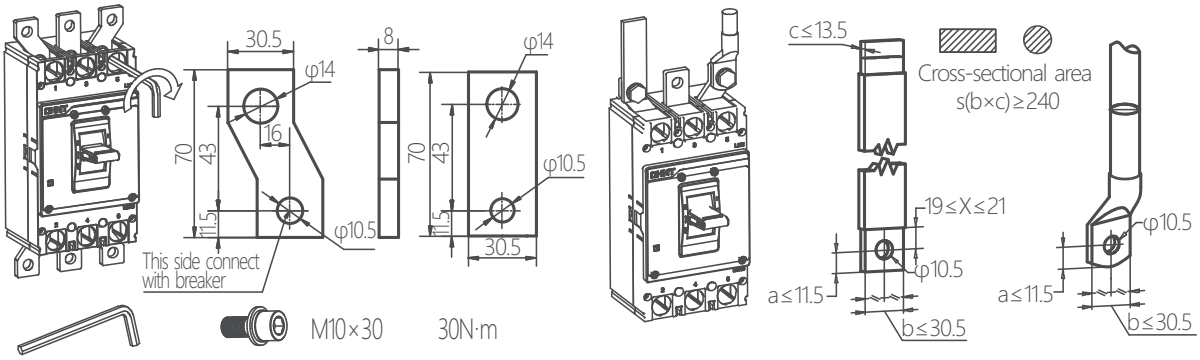

NXM-630

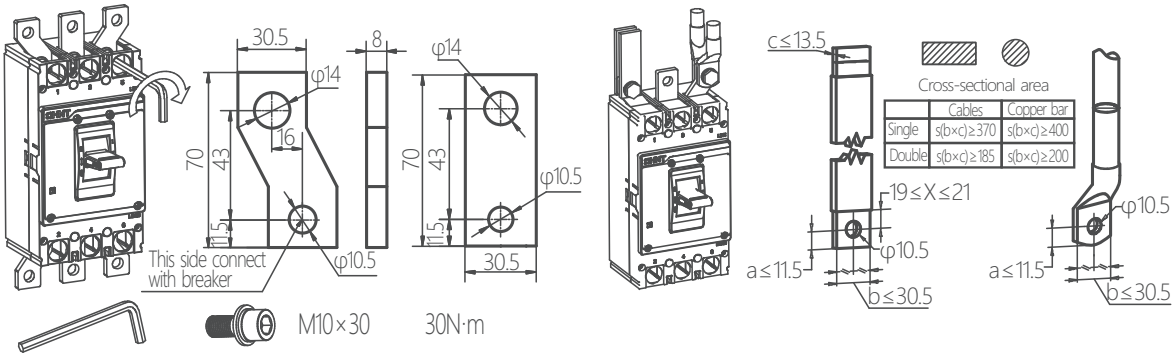

	Cables	Copper bar
Single	s(b×c)≥370	s(b×c)≥400
Double	s(b×c)≥185	s(b×c)≥200

NXM-800

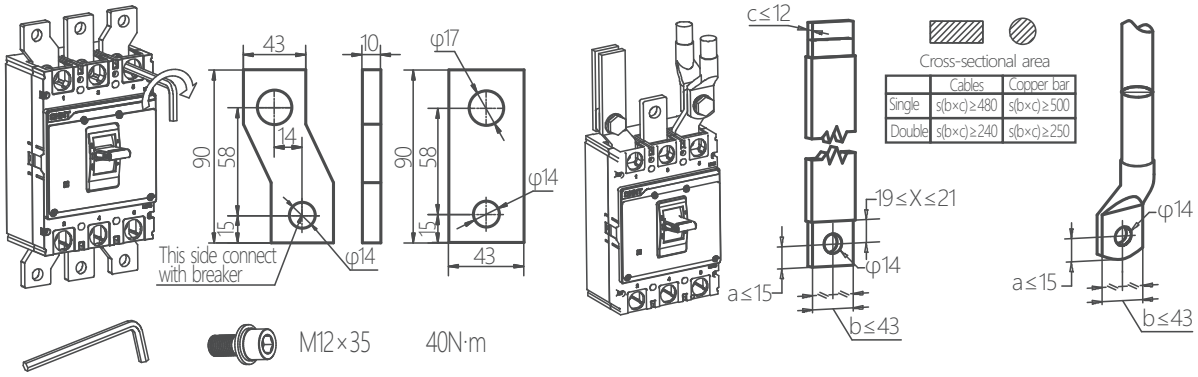

	Cables	Copper bar
Single	s(b×c)≥480	s(b×c)≥500
Double	s(b×c)≥240	s(b×c)≥250

NXM-1000

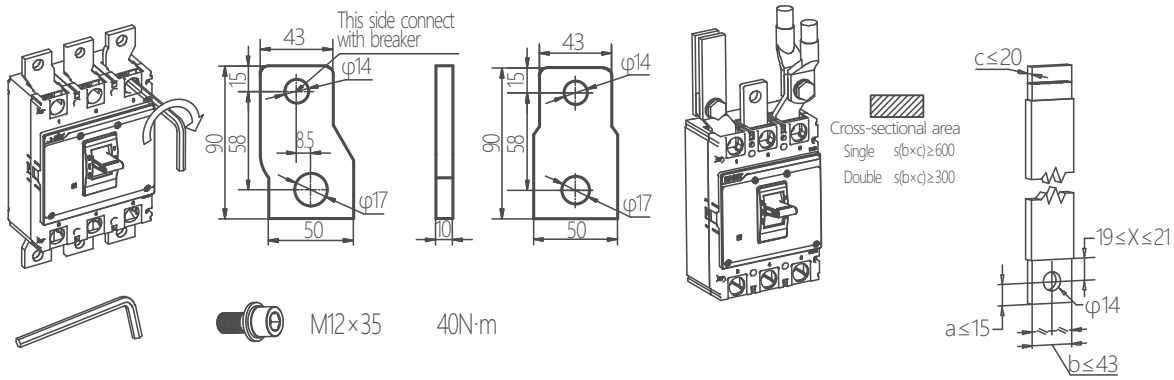

NXM-1250/NXM-1600

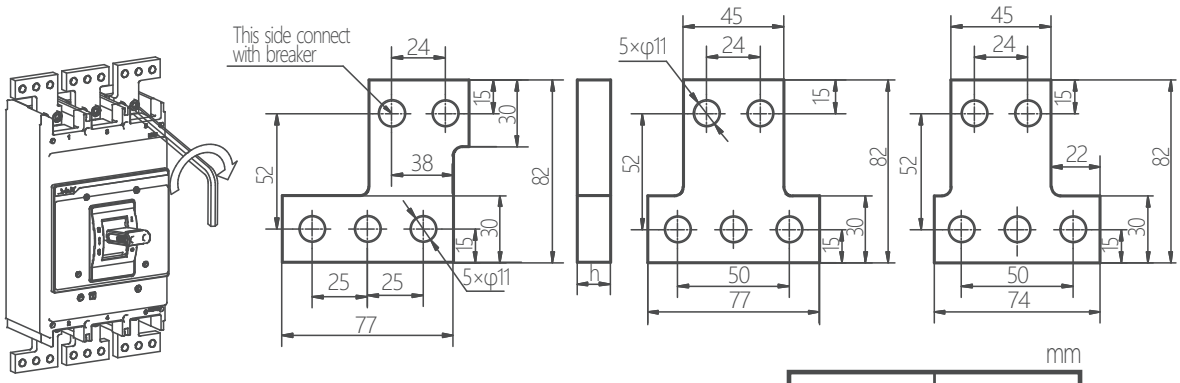

mm

Pated Current	h
1600A	20
1250A/1000A	15

M10×45(1000、1250)
M10×55(1600)

30N·m

Interphase barrier shall be installed before operation
Enne kasutamist tuleb paigaldada faasidevaheline tõke
Интерфазната преграда се монтира преди работа
Bariera międzyfazowa powinna być zainstalowana przed uruchomieniem
Die Zwischenphasenbarriere muss vor dem Betrieb installiert werden
Межфазный барьер должен быть установлен до операции
La barrière d'interphase doit être installée avant l'opération
Vaiheiden välinen este on asennettava ennen käyttöä
A barreira interfásica deve ser instalada antes da operação
Grensesnittbarriere skal installeres før drift
Před provozem musí být nainstalována mezifázová bariéra
La barriera interfase deve essere installata prima dell'operazione
La barrera de interfase se debe instalar antes de la operación.
Перед експлуатацією повинен встановлюватися міжфазний бар'єр
Operasyon öncesi fazlar arası bariyer tesis edilecektir.
Το φράγμα ενδιάμεσης φάσης εγκαθίσταται πριν από τη λειτουργία
Bariera interfaza trebuie instalată înainte de operare
Gränssnittsbarriär ska installeras före drift
Tussenfasebarrière moet vóór gebruik worden geïnstalleerd
Interfasebarriere skal installeres inden drift
Il-barriera għall-interfażi għandha tkun installata qabel l-operazzjoni
A működés előtt interfázisú akadályt kell felszerelni
Pirms darbības sāk uzstādīt starpfāzu barjeru
Prieš eksploatavimą turi būti įrengtas tarpfazinis barjeras

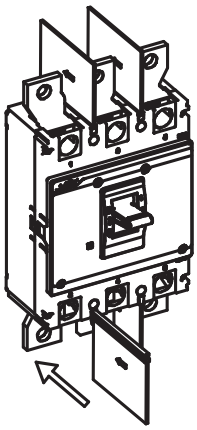

Zhejiang Chint Electrics Co., Ltd.

Add: No.1, CHINT Road, CHINT Industrial Zone,North Baixiang,
Yueqing, Zhejiang 325603,P.R.China
E-mail: global-sales@chint.com
Website: http://en.chint.com

NXM