

1.5-10kW Grid-tied PV Inverters



CPS SC series grid-tied PV inverters can be flexibly utilized in different types of residential rooftops, commercial rooftops and some utility systems. Efficiency levels up to 96.5% grant customers high returns of power production.

Convection cooling design (except SC10KTL-O), comprehensive protection functions and advanced thermal design provide the whole system high reliability. The friendly interface and plug & play features make the installation and maintenance easy and fast.


Robust

- Convection, no fan required (except SC10TKL-O)
- Internal GFCI
- Comprehensive protection functions
- 5 years standard warranty; optional additional 15 years

Flexible

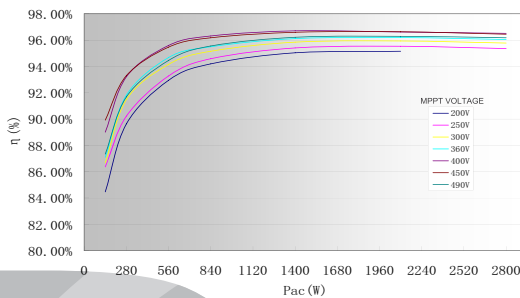
- Transformerless design
- Plug & Play
- 1 to 3 MPP Trackers
- Easy operation
- Wide MPPT range

Smart

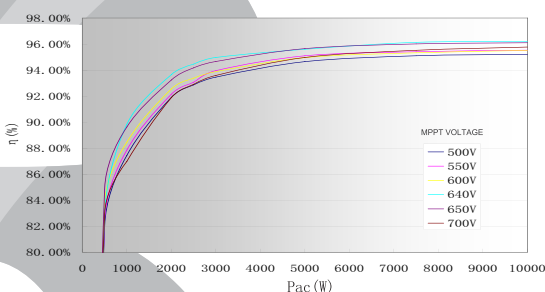
- Local / Remote monitoring access
- Integrated datalogger (SC10KTL-O)
- Multi-language
- 3rd Party Monitoring 

Efficiency Curve

CPS SC2.8KTL



CPS SC10KTL-O



Model Name	CPS SC1.5KTL	CPS SC2KTL	CPS SC2.8KTL	CPS SC4KTL	CPS SC4KTL-O	CPS SC4.6KTL-O	CPS SC10KTL-O
DC Input							
Nominal DC Input Power	1.5kW	2kW	2.8kW	4kW	4kW	4.6kW	10kW
Max. DC Input Power	1.74kW	2.29kW	3.12kW	4.58kW	4.58kW	3.95kW/MPPT	5.5kW/MPPT
Max. DC Input Voltage	450Vdc	500Vdc	500Vdc	500Vdc	500Vdc	750Vdc	800Vdc
Operating DC Input Voltage Range	100-450Vdc	100-500Vdc	100-500Vdc	100-500Vdc	100-500Vdc	100-750Vdc	245-720Vdc
Start-up DC Input Voltage	120Vdc						260Vdc
Nominal DC Input Voltage	360Vdc	400Vdc	400Vdc	400Vdc	400Vdc	600Vdc	640Vdc
MPPT Voltage Range	200-405Vdc	250-450Vdc	250-450Vdc	250-450Vdc	250-450Vdc	450-750Vdc	320-720Vdc
Number of MPP Trackers	1	1	1	1	1	3	3
Number of DC Inputs (strings)	1	1	1	2	3	1x3	1x3
Max. Input Current	8.9A	10A	13A	20A	20A	8.5A/MPPT	13A/MPPT
Max. Input Current per String	8.9A	10A	13A	20A	20A	8.5Ax3	13Ax3
PV Array Configuration	Floating						
AC Output							
Rated AC Output Power	1.5kW	2kW	2.8kW	4kW	4kW	4.6kW	10kW
Max. AC Output Power	1.65kW	2.2kW	3kW	4.4kW	4.4kW	5kW	11kW
Rated Output Voltage	230Vac						400Vac
Output Voltage Range	187-262Vac*						320-460Vac*
Grid Connection Type	1 Φ						3 Φ
Max AC Output Current	7.9A	10.5A	14.3A	20A	20A	25.5A	17.5A
Rated Output Frequency	50Hz						
Output Frequency Range	47.5-50.2Hz*						
Power Factor	>0.99						
Current THD	<3%						
System							
Topology	Transformerless						
Max. Efficiency	95%	96%	96%	96%	96%	96%	96.5%
Euro Efficiency	94%	95%	95%	95%	95%	94%	95%
Stand-by / Night Consumption	<7W / <0.1W						
DC/AC surge suppressor	Type II						
Environment							
Protection Degree	IP43	IP43	IP43	IP43	IP65	IP65	Classis: IP65 Fan: IP55
Cooling	Convection						Force air cooling, variable fan speed
Operating Temperature Range	-20°C to +55°C						
Operating Humidity	0-95%, non condensing				0-100%, condensing		0-95%, non condensing
Operating Altitude	2000m without derating						
Display and Communication							
Display	LCD+LED						Graphic Display
Communication	Standard: RS232 / Optional: RS485						
Mechanical Data							
Dimensions (WxHxD) (mm)	320x271x126	355x304x125	355x304x135	429x367x126	440x390x137	436x535x133	453x583x155
Weight (kg)	9.7	12.7	13.4	17.7	19.7	27.95	37
Safety							
Safety and EMC Standards	DIN EN 50178 (4.98) (VDE0160) (IEC62103) EN 61000-6-(2005) / EN61000-6-3 (2007) LVD: 2006/95/EC EMC: 2004/108/EC						
Grid Standards	VDE0126-1-1, ENEL, DK5940, G83, G59						

* The Output Frequency Range value may change according to different grid codes.

Information furnished is believed to be accurate and reliable. However, Chint Power assumes no responsibility for the consequences of use of such information nor for any infringement of patents or other rights of third parties which may result from its use. No license is granted by implication or otherwise under any patent or parent rights of Chint Power. Specifications mentioned in this publication are subject to change without notice. This publication supersedes and replaces all information previously supplied.